



District Report Card: 2017


State: Gujarat	District: Botad
Class: 3	Subject: Language
Schools: 61	Students: 1545


Participation/Coverage


Students

<div>GENDER</div> <div></div>	Boys		Girls	
	Number	%	Number	%
	782	50.61	763	49.39

<div>AREA</div> <div></div>	Rural		Urban	
	Number	%	Number	%
	1328	85.95	217	14.05

<div>CATEGORY</div> <div></div>	SC		ST		OBC		GEN	
	Number	%	Number	%	Number	%	Number	%
	87	5.63	58	3.75	1360	88.03	40	2.59

<div>CWSN</div> <div></div>	LD	VI	HI	S&LD	ID	Oth
	1	1	0	1	0	4

<div>Management</div> <div></div>	Government		Government-aided	
	Number	%	Number	%
	1545	100.00	0	0.00

Average Performance of Students in Language (%)

Overall	Gender		Area		Management		Social Group			
	Male	Female	Rural	Urban	Govt.	Aided	SC	ST	OBC	GEN
76.82	75.91	77.76	76.54	78.59	76.82	0.00	77.93	67.82	76.98	82.17

Performance on Learning Outcomes (LOs)

Learning Outcomes	Description	Average Performance(%)
L304	Reads small texts with comprehension i.e., identifies main ideas, details, sequence and draws conclusions	77.44
L312	Reads printed scripts on the classroom walls: poems, posters, charts etc.	75.59

Range of Performance of Students who Answered Correctly							
Below 30%		30% - 50%		50% - 75%		Above 75%	
Number	%	Number	%	Number	%	Number	%
54	3.50	152	9.84	417	26.99	922	59.68

Lowest Performing Learning Outcomes (LOs)

1 - Reads printed scripts on the classroom walls: poems, posters, charts etc. (75.59)

2 - Reads small texts with comprehension i.e., identifies main ideas, details, sequence and draws conclusions (77.44)